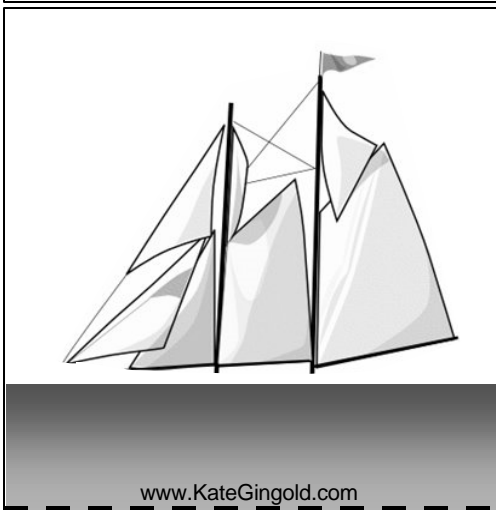
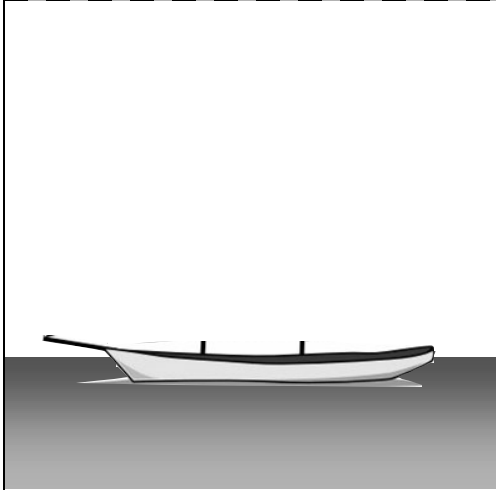
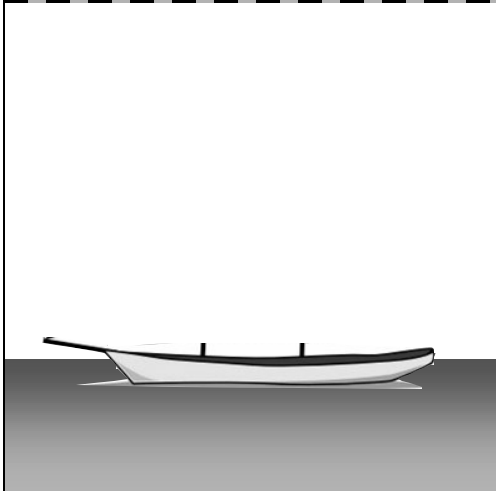


www.KateGingold.com



www.KateGingold.com



Great Lakes Schooner Thaumatrope

Thaumatropes were popular toys for children during the Victorian age. Peter Mark Roget used a thaumatrope to demonstrate the persistence of vision at London's Royal College of Physicians in the early 1820's.

To make this Great Lakes Schooner Thaumatrope:

Cut out the rectangle along the bold line.

Fold the rectangle in half along the dotted line.

Cut off a twelve inch piece of string.

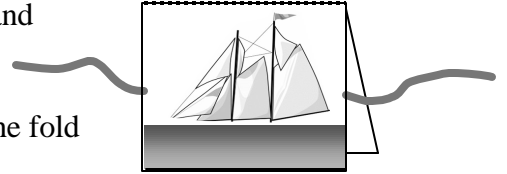
Unfold the rectangle, and

using tape or glue,

affix the string

midway between the fold

and the edge.



Refold the rectangle and tape or glue shut.

Holding an end of the string in each hand, twist the string between your thumb and fingers so that the paper rectangle spins.

Can you see the schooner sailing on the lake?

Read of the Great Lakes voyage of Illinois pioneers who settled along the DuPage River in

Ruth by Lake and Prairie



Great Lakes Schooner Thaumatrope

Thaumatropes were popular toys for children during the Victorian age. Peter Mark Roget used a thaumatrope to demonstrate the persistence of vision at London's Royal College of Physicians in the early 1820's.

To make this Great Lakes Schooner Thaumatrope:

Cut out the rectangle along the bold line.

Fold the rectangle in half along the dotted line.

Cut off a twelve inch piece of string.

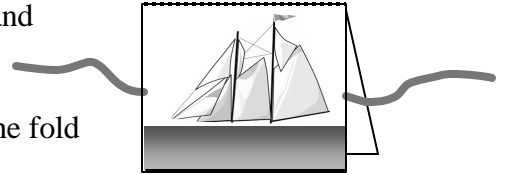
Unfold the rectangle, and

using tape or glue,

affix the string

midway between the fold

and the edge.



Refold the rectangle and tape or glue shut.

Holding an end of the string in each hand, twist the string between your thumb and fingers so that the paper rectangle spins.

Can you see the schooner sailing on the lake?

Read of the Great Lakes voyage of Illinois pioneers who settled along the DuPage River in

Ruth by Lake and Prairie

